

Unit 4


I'd like a coffee please

Let's Start!

Work with your partner. Look at the picture and answer the questions.

Where is the customer?
What did the customer order?
Choose from the list.

- a cup of coffee and a piece of cheesecake
- a cup of tea and some cake
- a cup of coffee and a banana split
- a milkshake and a hamburger
- a cup of coffee and some muffins
- a cup of tea and a slice of toast



Look at the list again. Choose something for yourself.
What does your partner want?

Words

Work with your partner. Draw lines to the food and drink on the right from the serving they come in on the left, then answer the question. One is done for you.

Serving			Food/Drink	
a	piece ●	of	● wine	
	glass ●		● sandwich	
	plate ●		● spaghetti	
	cup ●		● cheesecake	
			● coffee	
			● toast	
			● milkshake	
			● pizza	
			● orange juice	
			● tea	

Which two items take nothing?

Before You Listen

Work with your partner. Arrange the sentences to make a conversation between a customer and a waiter in a coffee shop. The first one is done for you.

- Anything else sir?
- Certainly sir. Coming right up.
- **f** Are you ready to order, sir?
- Cream and sugar?
- Thank you.
- Yes, please. I'd like a cup of coffee.
- Just black's fine.
- And a piece of toast.

Now say the dialogue with your partner. Take turns to be the customer and the waiter/waitress.

Look at the items in *Let's Start!* again. Change the dialogue and order some more food and drink.


Let's Listen!

Listen to three conversations. Look at the pictures. Write the letter of the order next to the number of the conversation.

a




b



c



d



e



f



- Conversation 1
- Conversation 2
- Conversation 3

Check your answers with your partner.

Listen Again

Listen to the conversations again. Circle **F** if the waiter asks a question only about the food. Circle **D** if the waiter asks a question only about the drink. Circle **B** if the waiter asks a question about both the food and the drink.

Conversation 1	F	D	B
Conversation 2	F	D	B
Conversation 3	F	D	B

Check your answers with your partner.

Listening Clinic One: Strong or Weak?

Words are stressed when they are important. Words are not stressed when they are not important.

Examples	A: A cup of coffee and a donut.
	B: A cup of coffee. Anything else?
	A: And a donut.

Listen to the dialogue. Draw a slash (/) through the words: *and*, *a* and *of* where they are spoken *weakly*.

- A: Can I help you?
B: Yes, I'd like a piece of cheesecake.
A: Large, or small?
B: Small please. And a cup of coffee.
A: A piece of cheesecake and a cup of coffee.
B: That's right.

Check your answers with your partner. Now say the dialogue together.

Listening Clinic Two: Strong or Weak?

Work with your partner. Look at the sentences. Draw a slash (/) through words which may be spoken weakly.

1. I'd like a glass of milk and a sandwich please.
2. That's a cup of tea with milk, and a piece of rare cheesecake.
3. A glass of milk and a plate of cookies, please.
4. I said coffee with cream and a piece of lemon cheesecake.
5. That's an ice-cream sundae and a cream soda in a tall glass, right?
6. No, a glass of milk and a sandwich please.

Listen and check. Now say the sentences.

Try It Out!

Work with your partner. Look at the menu in *Practice!* again. Order something to eat and drink.

Student A: You are the customer.

Student B: You are the waiter/waitress.

You must make a mistake with the customer's order this time.

Take turns to be the customer.

Act out your conversation to another pair.



In Your Own Time

Turn to pages 95 and 96 and complete the word list. Use your dictionary if you want to. Use the CD at the back of your book and listen to the recordings in this unit again. The script for this unit is on page 82.